

Committed Christian Life

Redeeming the Time



*But grow in the grace and knowledge
of our Lord and Savior Jesus Christ.*

2 Peter 3:18

12



CBLT

Contents

Redeeming the Time	3
Introduction.....	5
I. Developing the Right Attitude.....	7
II. Developing Priorities	10
III. Developing a Strategy for Living.....	13
Conclusion	16

Redeeming the Time

12

What does the Bible say about work and how we should use our time? Do you know what your priorities are and do you set goals that reflect that? This lesson will help you redeem the time. It is one of thirteen lessons in the course *Committed Christian Life*.

Other lessons in this course are:

- 1) “The Goal and Process of the Christian Life”
Do you know what the goal is? Are you struggling to be a “good” Christian? Learn what God wants to do in and through you in this supernatural life we are called to.
- 2) “The Power for the Spiritual Life”
Learn about the ministry of the Holy Spirit to unbelievers and believers and the three commands God’s Word gives us about the Holy Spirit.
- 3) “The War”
We are in a spiritual battle with a determined enemy. Learn about the evil one’s tactics and how to be victorious.
- 4) “Prayer: Worship and Praise”
Prayer is an expression of our relationship to God. Learn a fresh focus as you seek His face before you seek His hand.
- 5) “Prayer: Petition and Intercession”
Now with Almighty God in focus learn the joys of intercession. Included are the basic principles of prayer, hindrances to prayer and the importance of corporate prayer.
- 6) “Alive and Powerful — The Word Of God”
The Bible is our main source of communication from our Heavenly Father and the food of our spiritual lives. Learn how to make the most of this living, powerful resource.
- 7) “Walking By Faith”
The foundational principle of Kingdom living is faith. Learn how to deal with the challenges to faith as well as steps to knowing God’s will for your life.
- 8) “Spiritual Transformation”
What God has promised is that He will transform us by the power of His Holy Spirit so that we become like Him. This lesson will begin to answer the question: As a result of my walk with Christ, what changes in my character should take place?

- 9) “Understanding Suffering”
Learn the five purposes of suffering and how our response to suffering will make or break us. We alone decide whether suffering will drive us to bitterness, or to spiritual maturity.
- 10) “Fellowship in the Family”
Learn how to help build unity in the church, our “family”, how to deal with conflict and how to practice fellowship that honors Christ and brings joy to our hearts.
- 11) “Ministering To Your Fellowman”
This is a lesson which will challenge you to examine how you can serve others. It will open your eyes to why God has given you gifts from His Holy Spirit, and how important it is for you to minister to those around you.
- 13) “Preparing for Revival”
There is much talk about revival, but little evidence of it. Take a look at the history of revivals and the principles we can use to bring revival now, here—in our own lives, in our church, in Ukraine.

Introduction

This lesson will deal with how to be a good steward of your time using it to accomplish the desires of God's heart for your life. We all have various gifts, talents, abilities, and blessings from God. But the common factor for all is the gift of time. We do not know the length of time we have on earth, but we do know that for every day God gives each of us there are 24 hours and 60 minutes in each hour—not more, not less. So we are called to use it wisely.

We will be looking at what the Bible says about work and about how we should use our time. You will be asked to evaluate how you presently use your time and to think through your priorities. In doing so, you will set goals for your life and build a plan for getting more value out of the routine of life while focusing more clearly on using your time to reflect your priorities.

As you do this lesson, for the greatest benefit to your spiritual journey right now, we recommend three things:

- 1) Keep a spiritual journal, at least while you work your way through this lesson. This should include people and needs you are praying for, answers God gives and where you are reading in your Bible and what God is teaching you.
- 2) Make a goal to have a daily quiet time with the Lord. If you are in a leadership position we would challenge you to set aside an hour a day for one month. However if you do not already have a regular quiet time, start with a daily goal that you are willing to practice for one month.
- 3) Memorize 4 Bible verses. We suggest you choose 4 verses from Hebrews 11—the famous chapter on faith.

Throughout this lesson there are various questions, exercises and assignments that will help you interact with the material and apply it to your own life situation. Note that at the end of this lesson there is an answer key so that you may check your understanding of the material covered.

Use a notebook to write out your answers to the exercises. This is your “thinking” notebook so that you can put down your own answers and thoughts on what you are learning. Our learning is reinforced by writing it down so this is an excellent tool as you pursue growth in your personal life.

LESSON OUTLINE

- I. Developing the Right Attitude
 - A. A Biblical Perspective of Work
 - B. Witness through Coping
 - C. Pinpointing Opportunities
- II. Developing Priorities
 - A. Identifying Areas of Importance
 - B. Balancing the Demands of Life
- III. Developing a Strategy for Living
 - A. Knowing Your Purpose
 - B. Setting Goals
 - C. Planning

Conclusion

LESSON OBJECTIVES

At the end of this lesson you should be able to:

1. Evaluate your own attitude toward work in light of Biblical principles presented in this lesson.
2. Identify opportunities for growth and ministry that arise in normal, everyday life.
3. Formulate in writing at least five life goals with applicable long-term and short-term goals taking into consideration the seven areas of personal responsibility.
4. Evaluate your current use of time by keeping a record of your activities for one week.
5. Plan and construct a schedule for one week's activities.

LESSON ASSIGNMENTS

1. Review the Lesson Outline and study the objectives.
2. Read this lesson and do the questions and exercises, referring to the Bible as requested.
3. Spend an hour of quiet time with God every day. Think of what you can do to make this time fresh and alive. At the end of life you will never regret time spent on this relationship.
4. Develop goals for your life, including long-term and short-term goals. Then develop a weekly schedule which reflects those priorities (Project).



PROJECT: Use Time Wisely

This project is a seven-step exercise in evaluating and planning your use of time. This includes setting goals and thinking through how best to organize your time in order to reach these goals. This requires that you begin this project now with Part 1, so that by the end of the lesson you can complete the remaining parts in the exercise.

Part 1: Personal Time Inventory

For one week, on a daily basis (each night), record exactly what you did that day. Carefully record that information using the following "Personal Time Inventory Worksheet" as a guide to recreate in your notebook.

PERSONAL TIME INVENTORY

	Mon	Tue	Wed	Thur	Fri	Sat	Sun
Morning							
Afternoon							
Evening							

I. Developing the Right Attitude

During the summer after my first year in seminary, I needed a job. I had a wife to support, rent to pay, food to buy, all the usual issues of survival. Nothing opened up until I finally found a job unloading and stocking the merchandise at a large department store. It didn't sound very exciting, but it was the only thing available. I thanked God for providing a position and headed off to begin my new employment.

After one week on the job, I began to realize two things. First, the job was terribly boring. Second, all the others working at the same job were very lackadaisical in their performance. I fell right in step with the rest of my co-workers and began to grudgingly plod through each day's tasks. After all, how could anyone be expected to enjoy work like this? Each day became more boring than the one before. The feelings of uselessness and frustration were compounded by the fact that the job left me too tired and with too little time to minister for the Lord.

Just as I was entertaining thoughts of quitting, the Lord planted a revolutionary thought in my mind. "Why not do this job for the Lord?" I decided to perform my duties to the best of my ability and see how well and efficiently I could work. To my amazement the work that was so boring became fun. The hours passed by faster than ever, and I was no longer bored. Furthermore, I decided that, if I had to spend so many hours at work, I would seek to find ways to use every opportunity to enrich my spiritual life and to minister to others. I developed a plan whereby I would spend the fifteen minutes of my morning break alone memorizing Scripture. My lunch time and my afternoon break were devoted to building relationships with some of my co-workers in hopes of being able to share my personal experience with Christ with them. What had been a source of great frustration turned into a source of excitement, challenge, and joy.

The problem outlined in the testimony above is one that every person faces at one time or another as they lose sight of the big picture. Life presents us with all kinds of activities that drain our time, strength, and creative energy. Whether it is the routine of the factory, the drudgery of household chores, or the annoyance of standing in a line, much of our time is spent in the routine activities of everyday life. Without a proper perspective and a strategy for using our time wisely, valuable opportunities can be missed. Boredom and despair can set in when life no longer seems to have meaning.

Adopting an attitude of doing daily tasks "as unto the Lord" is not easy. It takes a disciplined effort on our part to maintain this point of view. It also demands that we have a proper view of work.

A. A Biblical Perspective of Work

For many, the pursuit of pleasure and recreation has led to the conclusion that work is a necessary evil that is endured in order to make enough money to enjoy leisure time. For others, work is a source of wealth and power. But for most people in the world, work is the means of meeting daily needs. No matter why we work, our motives probably reflect a self-centered attitude, and most of us are seldom satisfied with our current position.

The Bible, however, presents a different point of view. The first story in the Bible is actually about "work" when God created the world and saw that it was good. And the picture of God "working" continues throughout Scripture. He is pictured as a shepherd caring for His sheep (Psalm 23), and a potter working with His pots (Jeremiah 18:6). We are told that He is watching after us day and night (Psalm 121). Nor do we have any sense that He gets weary from His work or does not want to do it. Rather, this is part of who our God is.

Because we are made in His image it follows that this is part of who He wants us to be. Far from being a source of frustration, work is presented as a positive component of man's existence and

a part of God's ordained plan. In order to understand this better, let us look at some passages of Scripture that highlight this issue.

Read Genesis 1:26-30; 2:15-20; 3:16-19.



Question 1 What did God intend for man to do before the fall?



Question 2 What change occurred in man's work after the fall?

It is interesting to note that in the Garden of Eden, at a time when man enjoyed perfect fellowship with God, work was the main activity of his life. Not something we usually associate with paradise! He had responsibilities in agriculture, science, and management. Work was designed to be a fulfilling, satisfying part of his existence. How different this is today when the tendency is to complain about having to earn a living!

Our struggle with the issue of work has nothing to do with work itself but rather with sin. As a result of sin the earth is no longer a utopia; the tension of imperfection has entered in. Creation fights against man's labors, and man has lived with this legacy throughout history. Certainly modern technology has made some tasks easier, but the struggle is still there. Only the manner in which we struggle has changed. While Adam tilled the ground by the sweat of his brow, modern man labors seemingly endless hours on an assembly line.

Work is intrinsically good. It is the curse of sin that has marred its essence. How are we to respond? Let us see what insight we can gain from the Bible by interacting with the following questions:



Question 3 What attitude is highlighted in the following verses: Ephesians 6:5-8, Colossians 3:22-24, and Ecclesiastes 9:10?



Question 4 Describe in your own words the danger of thinking that some types of work are more honoring to God than others.



Question 5 What is the difference between working for success and working as an act of worship?



Exercise 1

Evaluate your own attitude toward work in light of these principles. List in your notebook any unworthy motives and attitudes that you may have had. Spend some time praying about your attitude in these areas. What can you do differently at work this week?

B. Witness through Coping

Actually success is a poor platform for witnessing. People identify with us when they understand that we go through difficulties. The way in which we cope with the mundane things of life speaks loudly about the reality of Christ in our lives. Testimonies abound of people coming to Christ from seeing the quality of a believer's response to life situations. Our profession of faith immediately places us under the scrutiny of a lost world, and therefore how we think and act in the everyday affairs of life is of utmost importance.



Exercise 2

Give an example from your life of how your attitude at work or in some other common activity affected your witness to others.

C. Pinpointing Opportunities

Another means of strengthening our outlook toward the basic tasks of life is in looking for opportunities for personal enrichment and ministry. As stated above, people are watching us every day. People have ordinary problems as we do, and their work is often a burden. They are tired, defeated, and bored, and may feel as if there is no hope. They try to hide their despair behind alcohol, immorality, or other diversions. But, when they see us living peacefully in the midst of the same circumstances, they are attracted to the source of our inner strength and joy. Let us learn to use our time wisely in building significant relationships with people. Everyone needs an encouraging friend, and friendship can be the steppingstone to eventually sharing our personal faith in the Lord Jesus Christ.

Not all tasks, however, place us next to other people. Sometimes we are alone in our work and duties. If these tasks do not require a great deal of mental concentration these times can be used for prayer, meditation on Scripture, or singing praises to the Lord. We must use our imagination. There are many possibilities.



Exercise 3

Make two lists in your notebook to help you think through the possibilities. The first list should identify routine activities (examples: shaving, riding on the bus, washing dishes). By each item listed, write an enriching activity you could do simultaneously. The second list should identify the people you are with on a regular basis (example: co-workers). By each name write some way you could minister to that person during the course of your everyday contact. To grow with these possibilities, select one item from each list and work on it for a week. Be prepared to share some results at your next group meeting.

II. Developing Priorities

A. Identifying Areas of Importance

One of the frustrations in “redeeming” the activities of daily life is that we are bombarded by an array of situations demanding our attention. Which things are the most important? How do we decide? To demonstrate this tension, read through the following pairs of activities, and underline the one from each pair that you believe is more important.

1. My relationship with God or my relationship with other people.
2. My relationship to Christians or my relationship to non-Christians.
3. Witnessing or eating.
4. Family responsibilities or church responsibilities.
5. My responsibility to myself or my responsibility to others.
6. Bible study and prayer or other Christian activities.
7. Time with my spouse or time in Bible study.
8. Time with my children or time witnessing.

As you have probably seen, choosing between priorities can be very difficult. There is much room for debate. We are daily confronted with many kinds of responsibility, all of which require our attention as faithful followers of Christ. One person’s view of which area of responsibility is not important may differ greatly from that of another. Consequently, traditional lists of priorities do not give us all the help we need. To say that God is first, family is second, and our local church third is too simplistic since we have God-given responsibilities in all of these areas.

Before considering how to solve the problem of ranking our responsibilities by order of importance, let us identify what these areas might be. J. Grant Howard in his book *Balancing Life’s Demands* lists seven areas of responsibility for the believer. These are: God, yourself, the church, your family, your work, the world (non-Christians), and the government.¹

The Bible gives us guidelines for attitudes and actions in each of these areas. The question remains, however, “How are we to order our lives to meet the demands of each of these areas?”

B. Balancing the Demands of Life

In trying to solve the dilemma of prioritizing our activities, we must realize that the traditional approach is to make a sequential list, beginning with the most important and working toward the least important. Grant Howard, in *Balancing Life’s Demands*, suggests another approach that may give us a better idea about how to think about priorities. Instead of thinking in terms of a list, Howard proposes the idea of circles of priority. Instead of God being at the top of a list, He is better seen at the **center** of our lives. The diagram would look like this (Diagram 12–1):²




Diagram 12–1

¹ J. Grant Howard, *Balancing Life’s Demands: A New Perspective on Priorities* (Portland, OR: Multnomah, 1983), 51-54.

² Howard, 57-63

With God at the center we can solve one of the greatest problems in establishing priorities. In this scheme self is pictured in relation to God like this (Diagram 12-2):³

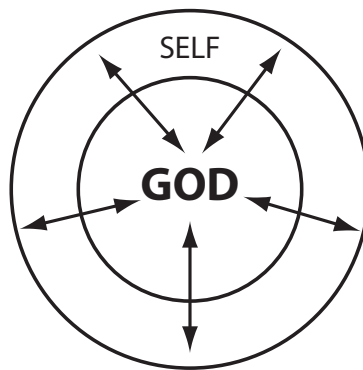


Diagram 12-2

This picture illustrates several important facts. First, the person in this diagram is a believer. God is the center of his life, and he is in a personal relationship with God. Second, the concentric circles demonstrate that, when one is in a right relationship with God, God can touch every area of his life. The arrows point to the communication that goes on between God and man in this relationship. Through Bible study and prayer God is given top priority. At the same time, the person has put top priority on himself since these activities enrich his life. Furthermore, he has also placed a priority on others because these areas influence human relationships as well.

What about the remaining areas of priority? Since the Bible gives us responsibilities in many areas and assigns importance to them all, they can be seen in diagram 12-3:⁴

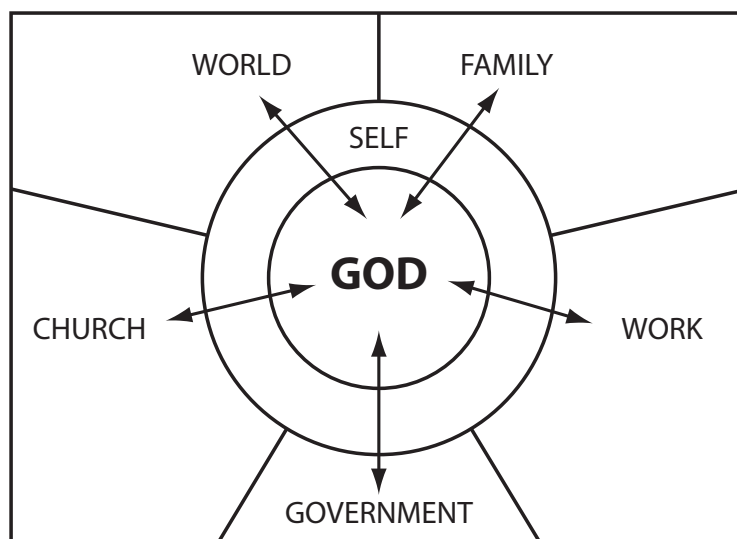


Diagram 12-3

Howard summarizes by saying, “This takes priorities off a list and wraps them around a life!”⁵ Note that all areas are of importance, and there is no set order to the categories. The placement of them is arbitrary. The circles touch all of the areas, symbolizing that man has significant relationships to others in various categories of life.

³ Howard, 57-63

⁴ Howard, 57-63

⁵ Howard, 60

The diagram is completed, then, by adding an outer circle (Diagram 12-4).⁶

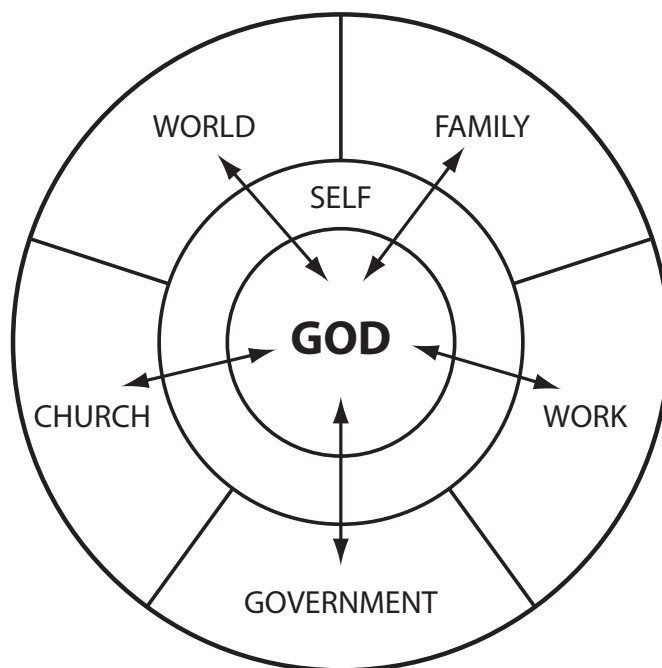


Diagram 12-4

This symbolizes the limits of time. Life does not allow us unlimited time to work in each area. There are only twenty-four hours in a day. Problems sometimes arise when we fail to recognize our responsibilities in all areas. For instance, if a man puts too much time into his work, another area (probably his family) may suffer. We might picture it like diagram 12-5:

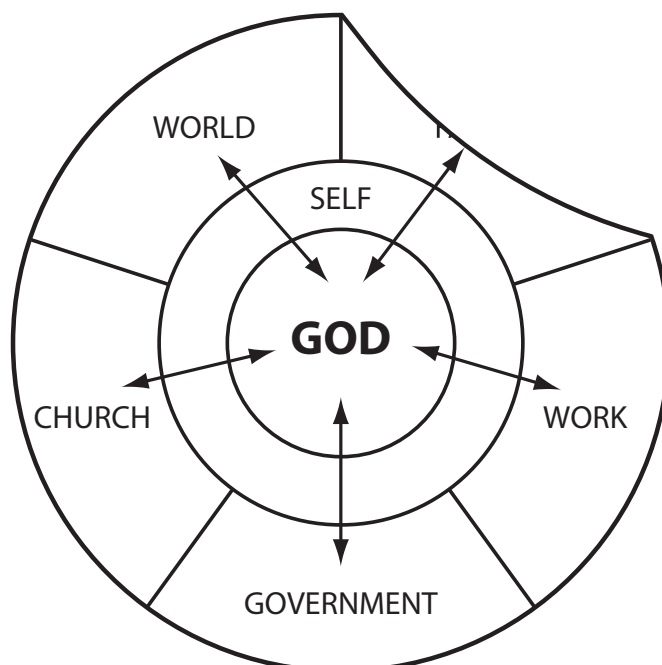


Diagram 12-5

Thus, achieving a reasonable balance allows us to address all of the significant areas of our lives.

⁶ Howard, 57-63



Exercise 4

Take a few minutes to evaluate how well you manage to balance the major responsibilities in your life. Write your thoughts in your notebook.

III. Developing a Strategy for Living

A. Knowing Your Purpose

Let's review the believer's purpose in life. In order to construct a strategy for living that will be balanced and fulfilling, we have to know where we are going. We have to have a clear understanding of our purpose in life.



Question 6 List the overriding purpose of the believer's life as well as five Scriptural goals by which we can accomplish this. These are found in Lesson 1 of *Committed Christian Life*.

To help us realize this purpose, we will consider a series of steps for evaluation and planning, beginning with life goals and working back to the specifics of day-to-day living. We are not attempting to plan out every detail of our whole lives but rather introduce a process that will indicate more clearly how to best glorify God.

B. Setting Goals

It seems like many Christians waste their lives because they have no sense of their purpose in being here on earth. They have never been able to translate God's desires for them into their everyday lives. So they struggle with the necessities of life, become bored or depressed, and basically live like they are putting in time until they die and can go and "be with the Lord". But God has given each of us a sphere in which to live out our lives to His glory with specific abilities (tools if you will) for us to use and specific people whose lives we are to touch with His glory, for His glory.

Life goals. Let us stop now and dream a bit about what we want God to do in and through us over the course of our entire lives. This is what you hope to have accomplished when you stand before Christ at the end of your life. These are the ultimate goals, the ones that give meaning to all of the rest of our goals. Our life goals are dependent upon our God-given gifts and abilities, any specific burden or calling we have from God, and the unique circumstances of our lives. Each individual has particular gifts as we have already noted and a particular background, family, and cultural setting. Each one of us has a unique place in God's Kingdom and specific tasks to carry out.



Exercise 5

Identify your gifts and abilities. Make a list of what you perceive to be your unique gifts and abilities. In other words, what do you do well? Be sure that you list your spiritual gifts as well as any natural talents (such as music) or interests that you have. (There is a survey of spiritual gifts found in Lesson 11, "Ministering To Your Fellowman".)



PROJECT (Part 2): Life Goals

With this list in mind, write at least five life goals taking into consideration the seven areas of responsibility given in this lesson.

An example from the area of your family life might be to see your children all become believers and continue walking faithfully with the Lord. Do not be afraid to dream great dreams of what you want to see God do.

If you have never thought about your life goals before you may not feel very comfortable with, or very committed to, the goals you just wrote down. However it is a practical way to begin thinking about your life. Over a longer period of time you may totally readjust your goals, deleting some or rewriting them, or adding new ones. This is just a beginning of seeking to make your life meaningful.

These are goals that you should refer to at least yearly. Over a period of time you may discover that what you thought was a life goal is no longer meaningful or God has given you guidance that was not there earlier. Do not be afraid to adjust these goals or add to them over time. But always examine their worth in the light of eternity.

Long-term goals. Our next step is to begin to translate these life goals into specific plans, to establish some intermediate goals for achieving these life goals. To do this, it is good to think in terms of setting goals you hope to achieve in the next five years.



PROJECT (Part 3): Long-Term Goals

Using the five life goals you wrote down in Part 2, write down one long-term goal for each of your life goals. Please note that you may have more than one long-term goal for each of your life goals, or you may have other long-term goals which you do not feel right now necessarily relate to your life goals. Feel free to write those down also, but the next part of this project will focus on the five long-term goals which you have identified for the five life goals you have chosen.

Short-term goals. These goals spell out what we need to do in the next six to twelve months to move toward our life goals. One of the ways you fulfill your responsibility to yourself as an individual is by taking care of your body, the temple of the Holy Spirit. So let us assume that you have written as a life goal: I desire to take good care of my body and health so that I can have the longest and most productive time possible physically to serve God. You might list as a long-term goal: I want to maintain a reasonable body weight of _____ for the next five years. Then a goal for this year may be to lose five kilos of weight over the period of the whole year. The following exercise is designed to help you to think through your plans for this year.



PROJECT (Part 4): Five Short-term Goals

Considering your five long-term goals, decide on one short-term goal from each of them that you will try to fulfill within the next year. They should be written in such a way that they can be measured as to whether or not they have been accomplished.

An example from the area of your relationship to God might look like this: During the next year I will thoughtfully read through the entire Bible.

We hope you are now beginning to think in terms of specific things you would like to do in your lifetime and how that looks on both a long-term and short-term basis. Now we move to the practical and the immediate. You will now determine how these goals will translate into a plan of action for a week's activities. This will involve two exercises aimed at helping you determine your greatest

needs. First, look at the seven areas of responsibility, and determine which one(s) need the most attention **at this point in your life**. We must always strive to meet our responsibilities in each area, but for a period of time one area may need to be emphasized. A special need in your family may demand that you cut back temporarily on church duties. Later, when the family problem stabilizes, the church body can be given renewed emphasis. We must constantly evaluate where our attention is most needed and lay aside certain areas for the present.



PROJECT (Part 5): Present Needs and Previous Neglects

Two criteria are crucial in weighing the needs in a given area of responsibility. They are **present need** and **previous neglect**. Again, beside each of the seven areas of responsibilities, write out what is the most pressing need in this particular area. Then, think back over the last six months, and write down as accurately as you can remember the things that you have done in each area. On the basis of this analysis make a list of the things that you feel are absolutely essential for you to do in the next week.

C. Planning

Perhaps as you look at the list, you sense that there is not enough time even for the essentials, and even less time for the many other things you would like to see done. While this may be true, perhaps you could get much more done if you used your time more efficiently. To demonstrate this truth, take out the Personal Time Inventory Worksheet (Project — Part 1) that you have been keeping every day. The following evaluation is based on that record:



PROJECT (Part 6): Evaluation

Using the Personal Time Inventory Worksheet which you have filled out, place a check beside all the things on the record that you would classify as less important or time wasters. If you are honest with yourself, you may see several points of weakness. Second, make a list of all activities during the week which could have been scheduled together and thus done more efficiently. For example, errands that can be arranged so that they can be handled at one time instead of individual trips.

The final step in the process is to plan the next week's activities. On the basis of your evaluations and goals, schedule those activities that are essential. Begin with fixed activities, those things which you must do this week. These might include your time with the Lord, regular church services, job commitments, family time. In the course of your planning take into account the evaluation of your previous use of time. Group together those things that can be done together efficiently, and eliminate as many time wasters as you can. However, be realistic, and also plan times of rest or relaxation.



PROJECT (Part 7): Weekly Planning

Fill out the Weekly Planning Worksheet at this time. It is located at the end of this lesson. Be prepared to evaluate your schedule and how well you kept it with your accountability partner. (You will make much better spiritual progress if you have a mentor or partner. Suggestions for choosing one are listed in Lesson 10, "Fellowship in the Family".)

You also will need to turn in a brief written report to you group leader of what adjustments you made to your schedule and how successful you were in following your plan.

Conclusion

In Ephesians 5:15-16 the Bible exhorts us to “be careful how you walk, not as unwise men, but as wise, making the most of your time, because the days are evil”. The wise man knows how to redeem the time to take advantage of every opportunity. This begins with a healthy attitude toward work and all of the other regular duties of life. Furthermore, the wise man considers carefully how he can best plan his time to avoid needless waste.

In order to focus on the heart of this lesson, take time now to review the assignments and projects through which you have worked. In summary, we have considered:

1. How to evaluate our attitudes toward work.
2. How to minister and build up our spiritual lives through daily activities.
3. How to balance our life goals in seven areas of responsibility that are common to all Christians.
4. How to best use our time.
5. How to plan one week’s activities.

To become strengthened in each of these areas, the following activities should be incorporated into your life:


1. Take an extended time once each year to evaluate the past year in light of your life goals and to plan the next year’s major goals. Check to see what progress has been made. Do you need to alter some of your life goals? Are you making progress towards your long-term goals? Decide what your goals for the coming year will be. It is highly recommended that husbands and wives do this together. If you are a church leader, you may want to plan a similar time with your coworkers for the purpose of evaluating your specific ministry.
2. Stop once each month and check to see if you are keeping a balance between the many areas of responsibility. Make sure no area is being neglected in such a way that problems are developing.
3. Take time once each week to evaluate the previous week’s activities and to plan the next week’s schedule.
4. Share your progress with your accountability partner. Plan to meet together regularly and share your own growth in planning, setting goals, and wise use of time.

While it is true that some people have productive lives without using a specific scheduling plan, most of us can benefit greatly from a regular time of evaluation and planning. May your life become an example of consistent, effective ministry.

WEEKLY PLANNING SHEET

	SUNDAY	MONDAY	TUESDAY	WEDNESDAY	THURSDAY	FRIDAY	SATURDAY
MORNING							
AFTERNOON							
EVENING							

Answers to questions



Question 1

God gave man the responsibility for the fish, the birds, the cattle, and every animal on the face of the earth, and earth itself! He put him in the Garden of Eden to work the ground and keep it in order. And God gave him the task of naming all of the animals.

Question 2

Suddenly the ground was cursed, so man's work was plagued with weeds and hard labor.

Question 3

These verses highlight an attitude of doing any work to the best of our ability because we are really working for the Lord.

Question 4

Your answer.

If some jobs are more honoring to God than others, then the conclusion is that people in full-time Christian work are better Christians than those that have "secular" jobs. We are to serve the Lord as His witnesses through whatever vocation is available to us.

Question 5

Working for success is a self-centered approach. Many people think that "successful" people have a better testimony before non-Christians, but this view actually manipulates God's ability to bless His own children. It is not scripturally correct to communicate the belief that, if someone comes to Christ, he will become rich or make better grades in school, etc. By contrast, carrying out our work as an act of worship means that no matter what station in life, no matter how rich or poor, we do everything to bring honor and praise to God.

Question 6

Glorifying God is the overriding purpose of the believer's life. Scriptural goals which can help us accomplish this purpose are:

- Worshiping God
- Becoming like Christ
- Loving the believers (His church)
- Serving others with our gifts
- Telling others about Him

Answers to exercises



Exercise 1

Your answer.

Exercise 2

Your answer.

Exercise 3

Your answer.

Exercise 4

Your answer.

Exercise 5

Your answer. Be honest about this. Sometimes we do not give credit to God for the gifts and abilities He has placed in our hands because we fear “to whom much is given much is expected”. If you still feel very unsure, list the things that interest you or gifts or abilities you desire to have or develop.

